



Advent MKAL 2022

This is the full pattern for our Vegan Yarn 2022 Mystery Knit Along that ran from the 1st to 24th December 2022. The final outcome was originally a mystery to those who knitted along live.

We used the hashtag #veganyarnmkal2022 on Instagram for the duration of the MKAL - please feel free to use this too, or to search for inspiration.

The final design is a symmetric triangular shawl.



You will need;

- DK Tencel 100g/220m
 - Yarn 1 - Velvet Nights
 - Yarn 2 - Jewel
 - Yarn 3 - Illa
 - Yarn 4 - Au
- or:
 - Yarn 1 - It was all yellow
 - Yarn 2 - Undyed
 - Yarn 3 - Fantasy
 - Yarn 4 - Blackberry
- 4mm 120cm Circs
- Wool needles for sewing up



Day 1

With yarn 1 cast on 3 stitches.

KFB - knit into the front and back of the stitch - increasing by 1 stitch

Row 1: K1, KFB, K1 - 4 stitches

Row 2: K1, KFB, KFB, K1 - 6 stitches

Row 3: K1, KFB, K2, KFB, K1 - 8 stitches

Row 4: K1, KFB, K4, KFB, K1 - 10 Stitches

Row 5: K1, KFB, K6, KFB, K1 - 12 stitches

Row 6: K1, KFB, K8, KFB, K1 - 14 Stitches

Row 7: K1, KFB, K10, KFB, K1 - 16 stitches

Row 8: K1, KFB, K12, KFB, K1 - 18 Stitches

Row 9: K1, KFB, K14, KFB, K1 - 20 stitches

Row 10: K1, KFB, K16, KFB, K1 - 22 Stitches

You will notice we are beginning and ending each row in the same way - this is to create the shape of the shawl and increase the stitches. All rows will begin K1, KFB and all rows will end KFB K1.

Now join yarn 3.

(Dont cut yarn 1 - carry it up the side. Only cut the yarn where we say to otherwise you'll have SO MANY ENDS! Also we recommend weaving your ends as you go with the 'Weavin Stephen' method - video on youtube)

Row 11: Yarn 3 K1, KFB, Knit to last 2 stitches, KFB, K1 - 24 stitches

Row 12: Yarn 3 K1, KFB, Knit to last 2 stitches, KFB, K1 - 26 stitches

Row 13: Yarn 1 K1, KFB, Knit to last 2 stitches, KFB, K1 - 28 stitches

Row 14: Yarn 1 K1, KFB, Knit to last 2 stitches, KFB, K1 - 30 Stitches

Repeat rows 11 to 14 - 38 stitches

Now cut yarn 1 (leaving yarn 3 attached).



Day 2

You have yarn 3 attached and 38 stitches.

All stitches are slipped purlwise with yarn behind unless otherwise stated - this applies to the whole pattern.

You will repeat the part in the brackets until the last 2 stitches which will always be KFB, K1.

With yarn 3 only knit the following:

Row 1: K1, KFB, Knit to last 2 stitches, KFB, K1 - 40 stitches

Row 2: K1, KFB, (S1, K1), KFB, K1 - 42 stitches

Row 3: K1, KFB, Knit to last 2 stitches, KFB, K1 - 44 stitches

Row 4: K1, KFB, (K1, S1), KFB, K1 - 46

Repeat the above 4 rows again - 54 stitches

And again - 62 stitches



Day 3

You have 62 stitches and yarn 3 attached.

Join Yarn 2.

Row 1: Yarn 2 K1, (K1,S1), KFB, K1 - 64 stitches

Row 2: Yarn 2 K1, KFB, Purl to last 2 stitches KFB, K1 - 66 stitches

Row 3: Yarn 3 K1, KFB, (S1, K1) to last 2 stitches, KFB, K1 - 68 stitches

Row 4: Yarn 3 K1, KFB, Purl to last 2 stitches KFB, K1 - 70 stitches

Now repeat these 4 rows - 78 stitches

Now repeat again - 86 stitches

Cut yarn 3.

(Photo overleaf).




Day 4

Yarn 2 attached and 86 stitches.

Row 1: K1, KFB, (K1, S1) KFB, K1 - 88 Stitches

Row 2: K1, KFB, Purl to last 2 stitches, KFB, K1 - 90 stitches
Repeat until you have done 10 more rows (12 rows total) - 110 stitches



Day 5

You have yarn 2 attached and 110 stitches

Join yarn 4.

Row 1: Yarn 4 K1, KFB,(K1, S1) KFB, K1 - 112 stitches

Row 2: Yarn 4 K1, KFB, Purl to last 2 stitches, KFB, K1 - 114 stitches



Row 3: Yarn 2 K1, KFB, Knit to last 2 stitches, KFB, K1 - 116 stitches

Row 4: Yarn 2 K1, KFB, (K1, S1), KFB, K1 - 118 stitches

Cut yarn 2.

Now with yarn 4, knit the below rows;

Row 5: K1, KFB, Knit to last 2 stitches, KFB, K1 - 120 stitches

Row 6: K1, KFB, Purl to last 2 stitches, KFB. K1 - 122 stitches

Row 7: K1, KFB, Knit to last 2 stitches, KFB, K1 - 124 stitches

Row 8: K1, KFB, (K1, S1), KFB, K1 - 126 stitches

Repeat rows 7 and 8 x4 (8 rows) - 142 stitches



Day 6

You have yarn 4 attached and 142 stitches.

Join Yarn 3.

Row 1: Yarn 3 K1, KFB, (K1, S1) KFB, K1 - 144 stitches

Row 2: Yarn 3 K1, KFB, Knit to last 2 stitches, KFB, K1 - 146 stitches

Row 3: Yarn 4 K1, KFB, Knit to last 2 stitches, KFB, K1 - 148 stitches

Row 4: Yarn 4 K1, KFB, Purl to last 2 stitches, KFB, K1 - 150 stitches

Now cut yarn 4.

Row 5: Yarn 3 K1, KFB, (K1, S1) KFB, K1 - 152 stitches

Row 6: Yarn 3, K1, KFB, Knit to last 2 stitches, KFB, K1 - 154 stitches

Join Yarn 1.

Row 7: Yarn 1 K1, KFB, (K1, S1) KFB, K1 - 156 stitches


Row 8: Yarn 1 K1, KFB, Knit to last 2 stitches, KFB, K1 - 158 stitches

Repeat rows 5-8 - 166 stitches

Repeat again - 174 stitches

Repeat again but after the first 2 rows cut yarn 3 - 182 stitches

(Photo overleaf).



Day 7

You have yarn 1 attached and 182 stitches.

Row 1: K1, KFB, (K1, S1) KFB, K1 - 184 stitches

Row 2: K1, KFB, Purl to last 2 stitches, KFB, K1 - 186 stitches

Row 3: K1, KFB, (S1, K1) KFB, K1 - 188 stitches

Row 4: K1, KFB, Purl to last 2 stitches KFB, K1 - 190 stitches

Repeat the above 4 rows - 198 stitches

Repeat again - 206 stitches



Day 8

You have yarn 1 attached and 206 stitches.

Join Yarn 2.

Row 1: Yarn 2 K1, KFB, (K1,S1), KFB, K1 - 208 stitches

Row 2: Yarn 2 K1, KFB, Purl to last 2 stitches, KFB, K1 - 210 stitches

Row 3: Yarn 1 K1, KFB, (S1,K1), KFB, K1 - 212 stitches

Row 4: Yarn 1 K1, KFB, Purl to last 2 stitches, KFB, K1 - 214 Stitches

Cut yarn 1.

With yarn 2 knit the below;

Row 5: K1, KFB, (K1,S1), KFB, K1 - 216 stitches

Row 6: K1, KFB, Purl to last 2 stitches, KFB, K1 - 218 stitches

Row 7: K1, KFB, Knit to last 2 stitches, KFB, K1 - 220 stitches

Row 8: K1, KFB, (K1, S1), KFB, K1 - 222 stitches



Day 9 - REST DAY



Day 10

You have yarn 2 attached and 222 stitches

Join Yarn 4.

Row 1: Yarn 4 K1, KFB, Knit to last 2 stitches, KFB, K1 - 224 stitches

Row 2: Yarn 4 K1, KFB, (S1, K1), KFB, K1 - 226 stitches

Row 3: Yarn 2 K1, KFB, Knit to last 2 stitches, KFB, K1 - 228 stitches

Row 4: Yarn 2 K1, KFB, (K1, S1), KFB, K1 - 230 stitches

Repeat these 4 rows - 238 stitches

And again - 246 stitches

Cut yarn 2.




Day 11

Yarn 4 only attached and 246 stitches.

K1, KFB, (K1, S1)KFB, K1 - 248 stitches

K1, KFB, Purl to last 2 stitches, KFB, K1 - 250 stitches

Repeat these 2 rows x4 more times (8 more rows) - 266 stitches



Day 12

You have Yarn 4 attached and 266 stitches.

Attach Yarn 3.

Row 1: Yarn 3 K1, KFB, Knit to last 2 stitches, KFB, K1 - 268 stitches

Row 2: Yarn 3 K1,KFB, (K1,S1) , KFB, K1 - 270 stitches

Row 3: Yarn 4 K1, KFB, Knit to last 2 stitches, KFB, K1 - 272 stitches

Row 4: Yarn 4 K1,KFB, (S1,K1) , KFB, K1 - 274 stitches

Repeat these 4 rows once - 282 stitches

Cut yarn 4.



Day 13

Yarn 3 attached and 282 stitches.

Row 1: K1, KFB, (S1, K1) KFB, K1 - 284 stitches

Row 2: K1, KFB, Knit to last 2 stitches KFB, K1 - 286 stitches

Row 3: K1, KFB, (K1, S1) KFB, K1 - 288 stitches

Row 4: K1, KFB, Knit to last 2 stitches KFB, K1 - 290 stitches

Row 5: K1, KFB, (S1, K1) KFB, K1 - 292 stitches

Row 6: K1, KFB, Knit to last 2 stitches KFB, K1 - 294 stitches

Row 7: K1, KFB, (K1, S1) KFB, K1 - 296 stitches

Row 8: K1, KFB, Knit to last 2 stitches KFB, K1 - 298 stitches

Row 9: K1, KFB, (S1, K1) KFB, K1 - 300 stitches

Row 10: K1, KFB, Purl to last 2 stitches, KFB, K1 - 302 stitches



Day 14

You have yarn 3 attached and 302 stitches.

Join yarn 2.


Row 1: Yarn 2 K1, KFB, Knit to last 2 stitches, KFB, K1 - 304 stitches

Row 2: Yarn 2 K1, KFB, Purl to last 2 stitches, KFB, K1 - 306 stitches

Row 3: Yarn 3 K1, KFB, Knit to last 2 stitches, KFB, K1 - 308 stitches

Row 4: Yarn 3 K1, KFB, Purl to last 2 stitches, KFB, K1 - 310 stitches

Cut yarn 3, with yarn 2 only knit the below rows;



Row 5: K1, KFB, (K1, S1), KFB, K1 - 312 stitches

Row 6: K1, KFB, Purl to last 2 stitches, KFB, K1 - 314 stitches

Row 7: K1, KFB, (S1, K1), KFB, K1 - 316 stitches

Row 8: K1, KFB, Purl to last 2 stitches, KFB, K1 - 318 stitches

Repeat rows 5-8 - 326 stitches

Repeat - 334 stitches

Day 15

334 stitches Yarn 2 attached.

Join yarn 4.

K1, KFB, (S1, K1)KFB, K1 - 336
K1, KFB, Purl to last 2 stitches,
KFB, K1 - 338 stitches

With yarn 2:

K1, KFB, Knit to last 2 stitches,
KFB, K1 - 340 stitches
K1, KFB, Purl to last 2 stitches,
KFB, K1 - 342 stitches

Cut Yarn 2.



With yarn 4:

Row 1: K1, KFB, (K1, S1), KFB, K1 - 344
Row 2: K1, KFB, Purl to last 2 stitches, K1, KFB - 346 stitches
Row 3: K1, KFB, (K1, S1), KFB, K1 - 348 stitches
Row 4: K1, KFB, Purl to last 2 stitches KFB, K1 - 350 stitches




Day 16

350 stitches yarn 4 attached.

Join yarn 1.

Row 1 Yarn 1: K1, KFB, (K1, S1), KFB, K1 (352)
Row 2 Yarn 1: K1, KFB, Knit to last 2 stitches, KFB, K1 (354)
Row 3 Yarn 4: K1, KFB, (K1, S1), KFB, K1 (356)
Row 4 Yarn 4: K1, KFB, Knit to last 2 stitches, KFB, K1 (358)
Repeat these 4 rows - 366 stitches
Repeat again - 374 stitches



Cut yarn 4.

Repeat rows 1 and
2 - 378 stitches

Day 17

Yarn 1 only joined and 378 stitches.

Row 1: K1, KFB, Knit to last 2 stitches, KFB, K1 - 380 stitches


Row 2: K1, KFB, (K1, S1), KFB, K1 - 382 stitches

Repeat the above 2 rows - 386 stitches

Repeat again - 390 stitches

Repeat again - 394

Repeat again - 398 stitches



Day 18 - REST DAY

Day 19

398 stitches and yarn 1 attached.


Join yarn 2.

Row 1: Yarn 2 K1, KFB, (K1, S1), KFB, K1 - 400 stitches

Row 2: Yarn 2 K1, KFB, Purl to last 2 stitches, KFB, K1 - 402 stitches

Row 3: Yarn 1 K1, KFB, (K1, S1), KFB, K1 - 404 stitches

Row 4: Yarn 1 K1, KFB, Purl to last 2 stitches, KFB, K1 - 406 stitches



Cut yarn 1 - now with yarn 2.

Repeat rows 1 and 2 - 410 stitches

Repeat again - 414 stitches

And twice more - 418 then 422 stitches

Day 20

Yarn 2 - 422 stitches.

Join yarn 4.

Row 1: Yarn 4 K1, KFB, (K1, S1), KFB, K1 - 424 stitches

Row 2: Yarn 4 K1, KFB, Purl to last 2 stitches, KFB, K1 - 426 stitches

Row 3: Yarn 2 K1, KFB, (K1, S1), KFB, K1 - 428 stitches

Row 4: Yarn 2 K1, KFB, Purl to last 2 stitches, KFB, K1 - 430 stitches

Cut yarn 2.

Yarn 4 only.

Row 6: Yarn 4 K1, KFB, Knit to last 2 stitches, KFB, K1 - 432 stitches

Row 7: Yarn 4 K1, KFB, (K1, S1), KFB, K1 - 434 stitches

Join Yarn 3.

Row 8: Yarn 3 K1, KFB, Knit to last 2 stitches, KFB, K1 - 436 stitches

Row 9: Yarn 3 K1, KFB, (K1, S1), KFB, K1 - 438 stitches

Repeat rows 6-9 - 446 stitches

Repeat rows 6 and 7 - 450 stitches - cut yarn 4

Repeat rows 8 and 9 - 454 stitches



Day 21

Yarn 3 - 454 stitches.

K1, KFB, (K1,S1), KFB, K1 - 456 stitches

K1, KFB, Knit to last 2 stitches, KFB,K1 - 458 stitches

Repeat - 462 stitches

Repeat 2 more times - 470 stitches



Day 22

Yarn 3 attached and 470 stitches.

Join yarn 1.

Row 1: Yarn 1 K1, KFB, Knit to last 2 stitches, KFB, K1 472 stitches

Row 2: Yarn 1 K1, (K1, S1), Knit, KFB, K1 474 stitches

Row 3: Yarn 3 K1, KFB, Knit to last 2 stitches, KFB, K1 476 stitches

Row 4: Yarn 3 K1, (K1, S1), KFB, K1 478 stitches

Repeat the above 4 rows - 486 stitches

Cut yarn 3.



Day 23

You have yarn 1 attached and 486 stitches.

Row 1: Yarn 1 K1, KFB, (K1, S1), KFB, K1 488 stitches

Row 2: Yarn 1 K1, KFB, Knit to last 2 stitches, KFB, K1 490 stitches

Attached yarn 2.

Row 3: Yarn 2 K1, KFB, (S1, K1), KFB, K1 492 stitches

Row 4: Yarn 2 K1, KFB, Knit to last 2 stitches, KFB, K1 494 stitches

Row 5: Yarn 1 K1, KFB, (K1, S1), KFB, K1 496 stitches

Row 6: Yarn 1 K1, KFB, Knit to last 2 stitches, KFB, K1 498 stitches

Cut yarn 1.



Day 24

Yarn 2 attached and 498 stitches.

Row 1: K1, KFB, Knit to last 2 stitches, KFB, K1 500 stitches

Row 2: K1, KFB, (Yo, k2tog), KFB, K1 502 stitches

Cut yarn 2 and join yarn 4.

Now bind off using yarn 4 only.

We used the following bind off:

Knit 2 stitches, on the right

needle lift the back stitch

over the front stitch and off

the needle, knit 1 more stitch

and repeat, repeat until 1 stitch is left and thread your working yarn through the last stitch.



We would love for you to share your work with us.

Please do tag us in your social media posts.



@veganyarn.co.uk



@veganyarn



veganyarn.co.uk



info@veganyarn.co.uk